

TECHNICAL DATA
 ADAPTOR TYPE : 777
 INGRESS PROTECTION : IP66, IP67, IP68
 PROCESS CONTROL SYSTEM : BS EN ISO 9001 - 2000

INSTALLATION INSTRUCTIONS
 Installation should only be performed by a competent person using the correct tools. Read all instructions before beginning installation.



ASSEMBLY FITTING INSTRUCTIONS FOR INSTALLATION OF CMP INSULATED ADAPTOR TYPE 777

FOR ELECTRICALLY INSULATING CABLE GLANDS FROM THE EQUIPMENT TO WHICH THEY ARE MOUNTED.

777 INSULATED ADAPTOR

Largest Male or Female Thread Size	M20	M25	M32	M40	M50	M63	M75	M90
Tightening Torque (Nm)	40.0	55.0	65.0	80.0	100.0	115.0	140.0	180.0

Ordering Reference	Male Thread Size	Minimum Thread Length	Female Thread Size	Maximum Bore Diameter	Nominal Protrusion Length	Overall Envelope Diameter
777GM2M2	M20 X 1.5	15.0	M20 X 1.5	14.0	31.4	38.9
777GM3M3	M25 X 1.5	15.0	M25 X 1.5	20.0	31.9	49.7
777GM4M4	M32 X 1.5	15.0	M32 X 1.5	26.0	31.4	59.4
777GM5M5	M40 X 1.5	15.0	M40 X 1.5	32.1	32.4	75.6
777GM6M6	M50 X 1.5	15.0	M50 X 1.5	42.0	32.2	86.4
777GM7M7	M63 X 1.5	15.0	M63 X 1.5	55.0	37.9	108.0
777GM8M8	M75 X 1.5	15.0	M75 X 1.5	65.2	37.9	115.6
777GM9M9	M90 X 2.0	24.0	M90 X 2.0	80.6	52.4	133.0

All dimensions in millimeters

Selection Table

NOTE: Type "A" is standard, for Type "B" Insulated Adaptors add "B" after "G" e.g. 777GBM5M5



Glasshouse Street • St. Peters • Newcastle upon Tyne • NE6 1BS
 Tel: +44 191 265 7411 • Fax: +44 191 265 0581
 E-Mail: cmp@cmp-products.co.uk • Web: www.cmp-products.com



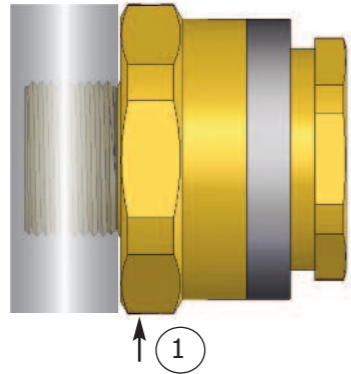
INSTALLATION INSTRUCTIONS FOR INSULATED ADAPTOR

TYPE 777 (TYPE A OR B)

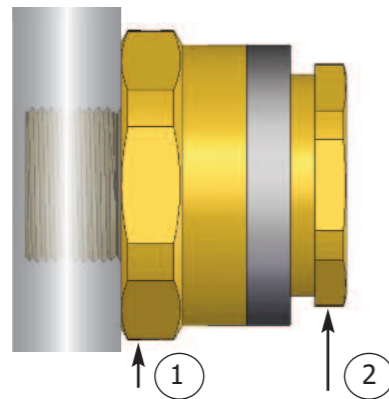
- PLEASE READ ALL INSTRUCTIONS CAREFULLY BEFORE BEGINNING THE INSTALLATION

777 TYPE A (With Metal Insert) - Standard

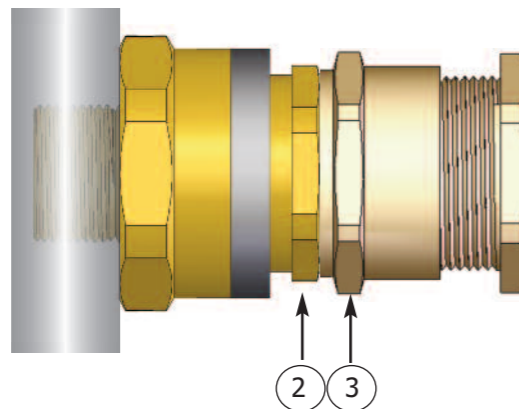
1. Tighten into enclosure using a spanner at position 1.



2. If it is necessary to tighten the components of the insulated adaptor, then spanners should be used at positions 1 and 2. The max torque to be applied is shown on the back page.



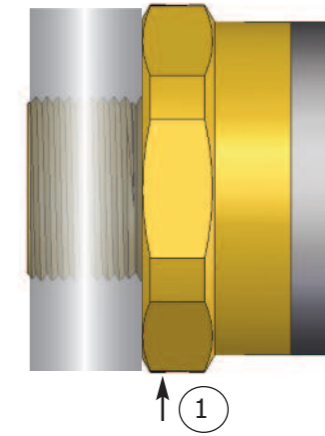
3. Tighten the cable gland into the insulator. Use spanners at position 2 and 3.



777 TYPE B (No Metal Insert) - Non Standard

N.B. Type B can only be used when fitted with a CMP Cable Gland with metric entry threads.

1. Tighten into enclosure using a spanner at position 1.



2. Tighten the cable gland into the insulated adaptors using spanners at positions 1 and 2. The max torque to be applied is shown on the back page.

