

717 Ex



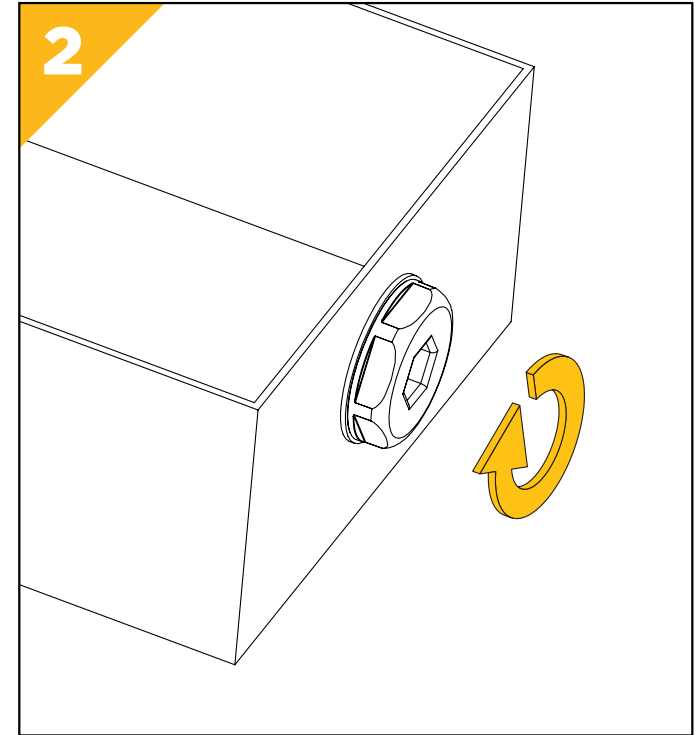
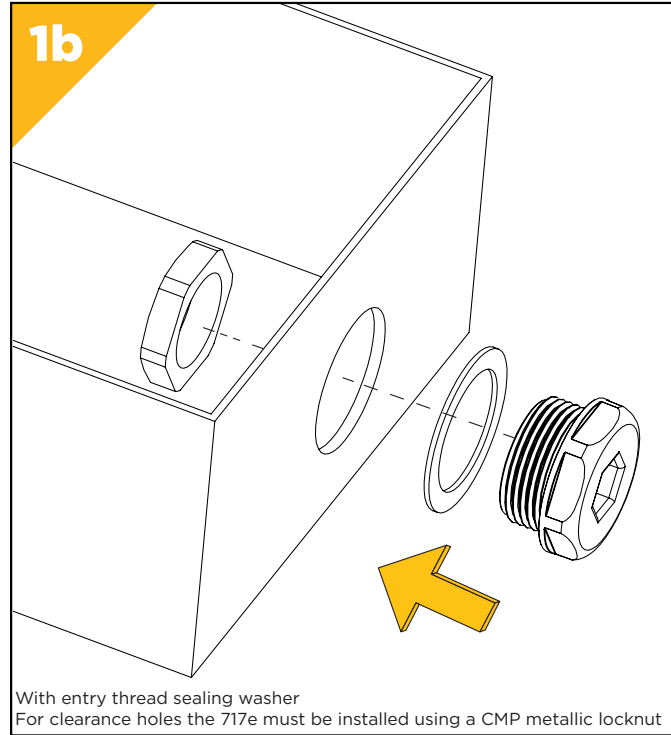
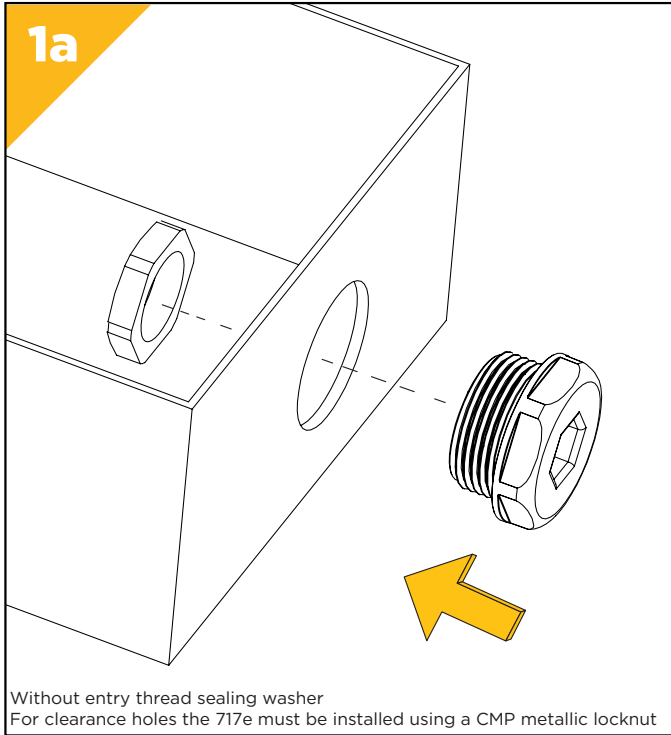
+95°C
↑
-60°C

IP66

IP67

IP68

IP69K



Stopper Plug Size	Entry Thread Lengths (mm)	Max Clearance Hole Size (mm)	Tightening Torque - With Entry Thread Seal (Nm)*	Tightening Torque - Without Entry Thread Seal (Nm)*	Hex Size (mm)	Allen Key Size (mm)
M20	10	20.2	2.0	4.0	24	8
M25	10	25.2	5.0	8.0	28	10
M32	10	32.3	9.0	13.0	38	10
1/2" NPT	14	21.6	2.0	4.0	24	8
3/4" NPT	14	26.9	5.0	8.0	28	10
1" NPT	14	33.7	9.0	13.0	38	10

* Torque values are applicable to installations in clearance holes and threaded entries.

INSTALLATION NOTES

ELECTROSTATIC DISCHARGE

IF CLEANING IS NECESSARY THEN NON-METALLIC PARTS CAN BE CLEANED WITH A DAMP CLOTH AND ALLOWED TO DRY NATURALLY. DO NOT CLEAN USING A DRY CLOTH.

INGRESS PROTECTION

WITH ENTRY THREAD SEAL - IP66, IP67, IP68 (30M, 16 HOURS), IP69, IP69K
WITHOUT ENTRY THREAD SEAL - IP66, IP67, IP68 (1.1M, 16 HOURS), IP69, IP69K



NPT THREADED ENTRIES

WHEN INSTALLING NPT STOPPER PLUGS INTO NPT THREADED HOLES, INSTALL WRENCH TIGHT. FOR GUIDANCE, THESE TORQUES MAY BE APPLIED: 1/2" NPT - 10Nm, 3/4" NPT - 12Nm, 1" NPT - 20Nm

FI637		
UKEX	0	04/21
IFS	4	08/24
ATEX/IECEx	0	05/20



717 Ex



INCORPORATING EU DECLARATION OF CONFORMITY TO DIRECTIVE 2014/34/EU AND UK STATUTORY REQUIREMENTS SI 2016 No. 1107 (AS AMENDED)

TECHNICAL DATA

ACCESSORY TYPE	: 717 / 717e / 717E
INGRESS PROTECTION	: IP66, IP67, IP68*, IP69, IP69(K)
PROCESS CONTROL SYSTEM	: ISO 9001 ISO/IEC 80079-34: 2011

*With Sealing Washer	: 300kPa for 16 hours (30m water depth)
Without Sealing Washer	: 11kPa for 16 hours (1.1m water depth)

EXPLOSIVE ATMOSPHERE CLASSIFICATION

ATEX CERTIFICATION No	: CML 20ATEX3054X
ATEX CERTIFICATION CODE	: Ⓔ II 2G Ex eb IIC Gb Ⓔ II 1D Ex ta IIIC Da
UKEX CERTIFICATION No	: CML 21UKEX3237X
UKEX CERTIFICATION CODE	: Ex eb IIC Gb, Ex ta IIIC Da
IECEX CERTIFICATION No	: IECEX CML 20.0038X
IECEX CERTIFICATION CODE	: Ex eb IIC Gb, Ex ta IIIC Da

IMPORTANT NOTES FOR INSTALLERS

1. Read all instructions before beginning installation. Installation shall only be performed by competent, suitably trained personnel (in accordance with EN/IEC 60079-14) using the correct tools; a Spanner, Allen Key or Screwdriver should be used for tightening.
2. Inspection and maintenance shall only be performed by competent, suitably trained personnel (in accordance with EN/IEC 60079-14 (Initial Inspection) and EN/IEC 60079-17 (Electrical installations, inspections and maintenance).
3. The interface between the stopper plug and its associated enclosure / cable entry does not require additional sealing to achieve ingress protection (IP) ratings higher than IP54. The minimum protection level is IP54 for explosive gas atmospheres and IP6X for explosive dust atmospheres. When a CMP sealing washer is used, IP68 rating is greater as shown above.
4. The standard product temperature range is -60°C to +95°C. The equipment should not be used outside of this range.
5. Accessories do not have any serviceable parts and are therefore not intended to be repaired.
6. Stopper plugs are manufactured from non-metallic materials. CMP Products non-metallic stopper plugs are chemically resistant to most oils, fuels, spirits and some alcohols. The materials are not compatible with most acids. Please contact CMP Products to check compatibility with a particular chemical. The end user shall consider the performance of these materials with regard to attack by aggressive substances that may be present in the hazardous area.
7. It is the end user's responsibility to ensure the equipment materials are suitable for their final installation location. If in doubt consult CMP Products Limited.
8. Once installed do not dismantle except for inspection. An inspection should be conducted as per IEC / EN 60079-17 by a qualified person.
9. Metric entry threads comply with ISO 965-1 and ISO 965-3. The CMP standard metric thread pitch is 1.5mm for threads for these stopper plugs. NPT threads are in accordance with ASME B1.20.1-2013 gauging to Cl 3.2 for external threads.
10. The enclosure surface finish must be smooth and flat to facilitate sealing with an Entry Thread Sealing Washer for the required IP rating.
11. For the enclosure, any draft angles from the casting/moulding process should have a perpendicular flat spot machined to facilitate sealing with an Entry Thread Sealing Washer.
12. CMP Products recommends when using the stopper plug with a through-hole, the hole must be circular, free of burrs and the diameter no larger than 0.2mm above the thread major diameter. A suitable CMP Products locknut shall be used to secure the product. See CMP Products catalogue for locknut options.

SPECIFIC CONDITIONS OF USE

1. The installer shall refer to the manufacturer's instructions for the action necessary regarding the electrostatic risk associated with non-metallic stopping plugs.

CMP Products Limited on its sole responsibility declares that the equipment referred to herein conforms to the requirements of the ATEX Directive 2014/34/EU and UK statutory requirements SI 2016 No. 1107 (as amended). This is shown in the following harmonised/designated standards;

EN IEC 60079-0:2018, EN IEC 60079-7:2015 + A1:2018, EN 60079-31:2014, EN 62444:2013

Malcolm Webber - Product Engineering Manager - (Authorised Person)
CMP Products Limited, Cramlington, NE23 1WH, UK

EU Economic Operator: CMP Products Germany GmbH. Address: Lukasstraße 25a, 52070 Aachen
17th March 2020

2776 Notified Body: CML B.V., Koopvaardijweg 32, 4906CV Oosterhout, The Netherlands

2503 Approved Body: Eurofins E&E CML Limited, Newport Business Park, New Port Road, Ellesmere Port, CH65 4LZ

