



SS2KGP

SS2KGP DOUBLE SEAL INDUSTRIAL CABLE GLAND

FOR ALL TYPES OF UNARMoured & BRAIDED CABLES

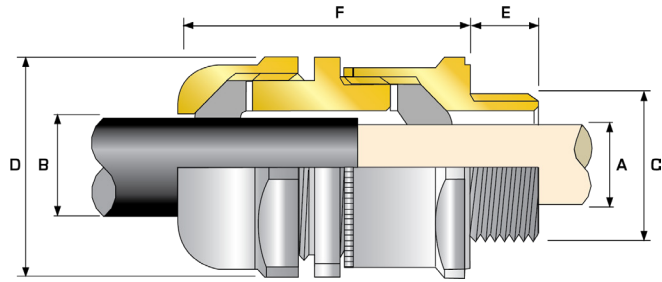
- Direct & remote installation
- Superior levels of cable retention
- Displacement type seals
- Deluge protected
- -60°C to +130°C



TECHNICAL CLASSIFICATION	
DESIGN SPECIFICATION	BS 6121-Part 1:1989, IEC 62444, EN 62444
MECHANICAL CLASSIFICATION*	Impact = Level 8, Cable Anchorage = Class B
ENCLOSURE PROTECTION	IK10 to IEC 62262 (20 joules) Brass & Stainless Steel only
INGRESS PROTECTION RATING**	IP66, IP67 & IP68***
DELUGE PROTECTION COMPLIANCE	DTS01:91
CABLE GLAND MATERIAL	Brass, Electroless Nickel Plated Brass, Stainless Steel, Aluminium
CABLE TYPE	Unarmoured
SEAL MATERIAL	CMP Thermoset Rubber
SEALING TECHNIQUE	CMP Unique Displacement Seal Concept
SEALING AREA(S)	Cable Inner Bedding & Outer Cable Sheath

* Mechanical & Electrical Classifications applied as per IEC 62444 & EN 62444 ** When CMP installation accessories are used. Refer to www.cmp-products.com for further information. *** IP68 tested to a minimum depth of 30 metres for 12 hours, alternate depths / durations can be provided upon request

GLOBAL PRODUCT CERTIFICATION	
GOST R CERTIFICATE	POCC GB.HA46.H00140
MARINE APPROVALS	LRS: 01/00171, ABS: 16-LD1472056-PDA



COMBINED ORDERING REFERENCE ("BRASS METRIC MALE & FEMALE")			AVAILABLE ENTRY THREADS "C" (ALTERNATE METRIC THREAD LENGTHS AVAILABLE)					CABLE BEDDING DIAMETER "A/B"		ACROSS FLATS "D"	ACROSS CORNERS "D"	PROTRUSION LENGTH "E"	SHROUD	CABLE GLAND WEIGHT (kgs)
			STANDARD			OPTION								
SIZE	TYPE	ORDERING SUFFIX	METRIC	THREAD LENGTH (METRIC) "E"	NPT	THREAD LENGTH (NPT) "E"	NPT	MIN	MAX	MAX	MAX			
16	SS2KGP	1RA	M16	10.0	1/2"	19.9	3/4"	3.2	8.6	24.0	26.4	49.0	PVC04	0.140
20S16	SS2KGP	1RA	M20	10.0	1/2"	19.9	3/4"	3.2	8.6	24.0	26.4	49.0	PVC04	0.140
20S	SS2KGP	1RA	M20	10.0	1/2"	19.9	3/4"	6.1	11.7	24.0	26.4	49.0	PVC04	0.130
20	SS2KGP	1RA	M20	10.0	1/2"	19.9	3/4"	6.5	14.0	27.0	29.7	54.0	PVC05	0.160
25	SS2KGP	1RA	M25	10.0	3/4"	20.2	1"	11.1	20.0	36.0	39.6	66.0	PVC09	0.300
32	SS2KGP	1RA	M32	10.0	1"	25.0	1 1/4"	17.0	26.3	41.0	45.1	67.0	PVC10	0.350
40	SS2KGP	1RA	M40	15.0	1 1/4"	25.6	1 1/2"	23.5	32.1	50.0	55.0	70.0	PVC13	0.500
50S	SS2KGP	1RA	M50	15.0	1 1/2"	26.1	2"	31.0	38.2	55.0	60.5	65.0	PVC15	0.560
50	SS2KGP	1RA	M50	15.0	2"	26.9	2 1/2"	35.6	44.0	60.0	66.0	70.0	PVC18	0.590
63S	SS2KGP	1RA	M63	15.0	2"	26.9	2 1/2"	41.5	49.9	70.5	77.6	70.0	PVC21	0.890
63	SS2KGP	1RA	M63	15.0	2 1/2"	39.9	3"	47.2	55.9	75.0	82.5	71.0	PVC23	0.850
75S	SS2KGP	1RA	M75	15.0	2 1/2"	39.9	3"	54.0	61.9	80.0	88.0	70.0	PVC25	1.020
75	SS2KGP	1RA	M75	15.0	3"	41.5	3 1/2"	61.1	67.9	84.0	92.4	75.0	PVC26	0.990
90	SS2KGP	1RA	M90	24.0	3 1/2"	42.8	4"	66.6	79.4	108.0	118.8	113.0	PVC31	2.990
100	SS2KGP	1RA	M100	24.0	4"	44.0	5"	76.0	90.9	123.0	134.2	106.0	LSF33	3.390
115	SS2KGP	1RA	M115	24.0	4"	44.0	5"	86.0	97.9	133.4	146.7	128.0	LSF34	5.320
130	SS2KGP	1RA	M130	24.0	5"	46.8	-	97.0	114.9	152.4	167.6	129.0	LSF35	6.350

* For material options add the following suffix to the Ordering Reference; Brass (no suffix required); Nickel Plated Brass '5'; 316 Grade Stainless Steel '4'; Copper Free Aluminium '1'
For NPT options add the following digits to the material suffix; 1/2" = 31; 3/4" = 32; 1" = 33; 1 1/4" = 34; 1 1/2" = 35; 2" = 36; 2 1/2" = 37; 3" = 38; 3 1/2" = 39; 4" = 310 (Brass requires prefix '0')

Examples: 32SS2KGP1RA534 = Nickel Plated Brass 1 1/4" NPT, 50SS2KGP1RA035 = Brass 1 1/2" NPT, 25SS2KGP1RA432 = Stainless Steel 3/4" NPT, 20SS2KGP1RA5 = Nickel Plated Brass M20

Dimensions are displayed in millimetres unless otherwise stated

Dimensions listed are for metric cable glands only. Dimensions for alternative threads may vary, please see supplementary technical data sheet.