



C2KGP

C2KGP SINGLE SEAL INDUSTRIAL CABLE GLAND

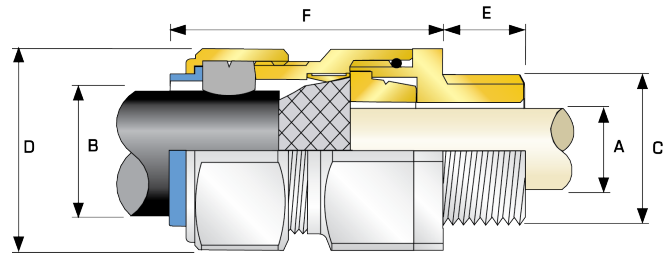
FOR ALL TYPES OF ARMoured CABLES

- High quality durable materials
- Robust, heavy duty design
- Metal-to-metal armour clamping
- Direct & remote installation
- Controlled outer 'load retention' seal
- Unique OSTG prevents overtightening
- Integral protected deluge seal
- -60°C to +130°C
- Superior EMC performance



TECHNICAL CLASSIFICATION	
DESIGN SPECIFICATION	BS 6121-Part 1:1989, IEC 62444, EN 62444
MECHANICAL CLASSIFICATION*	Impact = Level 8, Cable Anchorage = Class D
ENCLOSURE PROTECTION	IK10 to IEC 62262 (20 joules) Brass & Stainless Steel only
ELECTRICAL CLASSIFICATIONS*	Category B (Category A when used with braid, tape or pliable wire armour cables)
INGRESS PROTECTION RATING**	IP66, IP67 & IP68***
DELUGE PROTECTION COMPLIANCE	DTS01:91
CABLE GLAND MATERIAL	Brass, Electroless Nickel Plated Brass, Stainless Steel, Aluminium
CABLE TYPE	Single Wire Armour (SWA), Aluminium Wire Armour (AWA), Steel Tape Armour (STA), Aluminium Strip Armour (ASA), Wire Braid Armour, Screened Flexible (EMC) Wire Braid (e.g. CY / SY), Pliable Wire Armour (PWA)
SEAL MATERIAL	CMP Thermoset Rubber
SEALING TECHNIQUE	Unique CMP 'LRS' Outer Seal (Load Retention Seal)
SEALING AREA(S)	Cable Outer Sheath
ARMOUR CLAMPING	Reversible Armour Cone & AnyWay Universal Clamping Ring

GLOBAL PRODUCT CERTIFICATION	
GOST R CERTIFICATE	POCC GB.HA46.H00140
MARINE APPROVALS	LRS: 01/00171



* Mechanical & Electrical Classifications applied as per IEC 62444 & EN 62444 ** When CMP installation accessories are used. Refer to www.cmp-products.com for further information. *** IP68 tested to a minimum depth of 30 metres for 12 hours, alternate depths / durations can be provided upon request.

† Grooved Cone (X) is predominantly used for Wire Braid (e.g. GSWB, TCWB), Steel Tape Armour (STA, DSTA) and Aluminium Strip Armour (ASA) but is also suitable for Single Wire Armour (SWA), Aluminium Wire Armour (AWA) and Pliable Wire Armour (PWA) if the range is outside that of the Stepped Cone (W). Grooved Cone (X) dimensions shown in the Cable Gland Selection Table below are for a double wire strand of braid Armour cables. Tapes can also be doubled over. For cables that have only a single layer of Armour such as SWA the clamping range should be used as shown in the table below. Stepped (W) Cone is suitable for Single Wire Armour (SWA), or Aluminium Wire Armour (AWA) cables.

COMBINED ORDERING REFERENCE (*BRASS METRIC)			AVAILABLE ENTRY THREADS 'C' (ALTERNATIVE METRIC THREAD LENGTHS AVAILABLE)		CABLE BEDDING DIAMETER 'A'	OVERALL CABLE DIAMETER 'B'			ARMOUR RANGE [†]				ACROSS FLATS 'D'	ACROSS CORNERS 'D'	PROTRUSION LENGTH 'F'	SHROUD	CABLE GLAND WEIGHT (kgs)
									GROOVED CONE (X)		STEPPED CONE (W)						
SIZE	TYPE	ORDERING SUFFIX	METRIC	THREAD LENGTH (METRIC) 'E'	MAX	MIN	MAX	MIN	MAX	MIN	MAX	MAX	MAX				
20S16	C2KGP	1RA	M20	10.0	8.7	6.1	13.1	0.3	1.0	0.8	1.25	24.0	26.4	65.0	PVC04	0.23	
20S	C2KGP	1RA	M20	10.0	11.7	9.5	15.9	0.3	1.0	0.8	1.25	24.0	26.4	62.0	PVC04	0.22	
20	C2KGP	1RA	M20	10.0	14.0	12.5	20.9	0.4	1.0	0.8	1.25	30.5	33.6	63.0	PVC06	0.22	
25S	C2KGP	1RA	M25	10.0	20.0	14.0	22.0	0.4	1.2	1.25	1.6	37.5	41.3	69.5	PVC09	0.35	
25	C2KGP	1RA	M25	10.0	20.0	18.2	26.2	0.4	1.2	1.25	1.6	37.5	41.3	69.5	PVC09	0.35	
32	C2KGP	1RA	M32	10.0	26.3	23.7	33.9	0.4	1.2	1.6	2.0	46.0	50.6	75.0	PVC11	0.55	
40	C2KGP	1RA	M40	15.0	32.2	27.9	40.4	0.4	1.6	1.6	2.0	55.0	60.5	75.0	PVC15	0.75	
50S	C2KGP	1RA	M50	15.0	38.2	35.2	46.7	0.4	1.6	2.0	2.5	60.0	66.0	77.0	PVC18	0.86	
50	C2KGP	1RA	M50	15.0	44.1	40.4	53.0	0.6	1.6	2.0	2.5	70.1	77.1	77.0	PVC21	1.13	
63S	C2KGP	1RA	M63	15.0	50.0	45.6	59.4	0.6	1.6	2.0	2.5	75.0	82.5	80.0	PVC23	1.33	
63	C2KGP	1RA	M63	15.0	56.0	54.6	65.8	0.6	1.6	2.0	2.5	80.0	88.0	80.0	PVC25	1.34	
75S	C2KGP	1RA	M75	15.0	62.0	59.0	72.0	0.6	1.6	2.0	2.5	90.0	99.0	87.0	PVC28	2.02	
75	C2KGP	1RA	M75	15.0	68.0	66.7	78.4	0.6	1.6	2.5	3.0	100.0	110.0	88.0	PVC30	2.48	
90	C2KGP	1RA	M90	24.0	80.0	76.2	90.3	0.8	1.6	3.15	4.0	115.0	126.5	102.0	PVC32	3.52	
100	C2KGP	1RA	M100	24.0	91.0	86.1	101.4	0.8	1.6	3.15	4.0	127.0	139.7	114.0	LSF33	4.57	
115	C2KGP	1RA	M115	24.0	98.0	101.5	110.2	0.8	1.6	3.15	4.0	133.4	146.7	114.0	LSF34	6.50	
130	C2KGP	1RA	M130	24.0	115.0	110.2	123.2	0.8	1.6	3.15	4.0	152.4	167.6	114.0	LSF35	8.50	

*For material options add the following suffix to the Ordering Reference; Brass (no suffix required); Nickel Plated Brass '5'; 316 Grade Stainless Steel '4'; Copper Free Aluminium '1'
For NPT options please add the following digits to the material suffix; ½" = 31, ¾" = 32, 1" = 33, 1 ¼" = 34, 1 ½" = 35, 2" = 36, 2 ½" = 37, 3" = 38, 3 ½" = 39, 4" = 310 (Brass requires prefix "0")

Examples: 32C2KGP1RA534 = Nickel Plated Brass 1 ¼" NPT, 50S2C2KGP1RA035 = Brass 1 ½" NPT, 25C2KGP1RA432 = Stainless Steel ¾" NPT, 20C2KGP1RA5 = Nickel Plated Brass M20

Dimensions are displayed in millimetres unless otherwise stated

Dimensions listed are for metric cable glands only. Dimensions for alternative threads may vary.