



C2K

C2K INTERNATIONALLY APPROVED, Ex eb, EXPLOSIVE ATMOSPHERE CABLE GLAND

FOR ALL TYPES OF ARMoured CABLES

- Metal-to-metal armour clamping
- Direct and remote installation
- Integral protected deluge seal
- Controlled outer load retention seal
- Unique OSTG prevents overtightening
- -60°C to +130°C (standard)
- Internationally marked, UKEX, IECEx and ATEX
- Superior EMC performance



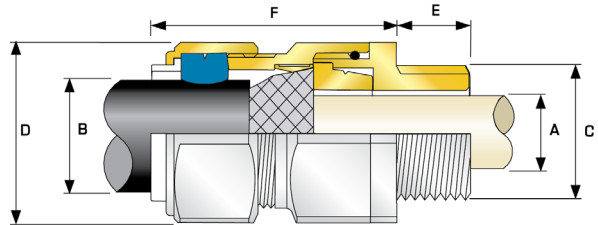
Ex eb Ex ta

TECHNICAL CLASSIFICATION	
DESIGN SPECIFICATION	BS 6121:Part 1:1989, IEC 62444, EN 62444
MECHANICAL CLASSIFICATION*	Impact = Level 8, Cable Anchorage = Type D
ENCLOSURE PROTECTION	IK10 to IEC 62262 (20 joules) Brass and Stainless Steel only
ELECTRICAL CLASSIFICATIONS*	Category B (Category A when used with braid, tape or pliable wire armour cables)
INGRESS PROTECTION RATING**	IP66, IP67 and IP68***
DELUGE PROTECTION COMPLIANCE	DTS01 : 91
CABLE GLAND MATERIAL	Brass, Electroless Nickel Plated Brass, Stainless Steel, Aluminium
SEAL MATERIAL	CMP SOLO LSF Halogen Free Thermostat Elastomer
CABLE TYPE	Single Wire Armour (SWA), Aluminium Wire Armour (AWA), Pliable Wire Armour (PWA), Steel Tape Armour (STA), Wire Braid Armour (e.g. SWB), Aluminium Strip Armour (ASA), Screened Flexible (EMC) Wire Braid (e.g. CY / SY), Armoured & Jacketed
SEALING TECHNIQUE	CMP Load Retention Seal
SEALING AREA(S)	Cable Outer Sheath
ARMOUR CLAMPING	Reversible Armour Cone and AnyWay Universal Clamping Ring

GLOBAL PRODUCT CERTIFICATION			
ATEX CERTIFICATE	CML18ATEX1323X	IECEx CERTIFICATE	IECEx CML 18.0180X
UKEX CERTIFICATE	CML21UKEX1251X		
CODE OF PROTECTION	⊕ II 2G TD, Ex eb IIC Gb, Ex ta IIIC Da	CODE OF PROTECTION	Ex eb IIC Gb, Ex ta IIIC Da
COMPLIANCE STANDARDS	EN 60079-0,7,31	COMPLIANCE STANDARDS	IEC 60079-0,7,31
EAC CERTIFICATE	Check website for latest certificate number	UKrSEPRO CERTIFICATE	CLJ 19.0371X
RETIE APPROVAL NUMBER	03866	CCOE / PESO (INDIA) CERTIFICATE	P444949
CCC CERTIFICATE	2020322313003285	INMETRO APPROVAL	TÜV 12.0617X
ECAS CERTIFICATE	20-02-05625	SANS	IA S-XPL21804 21.0009X
MARINE APPROVALS	LRS: 01/00172, DNV: TAE000000Y, ABS: 21-2090433-PDA, BV: 43180		



* Mechanical and Electrical Classifications applied as per IEC 62444 and EN 62444 ** When CMP installation accessories are used. Refer to www.cmp-products.com for further information.
 *** IP68 tested to a minimum depth of 30 metres for 12 hours, alternative depths / durations can be provided upon request.



† Grooved Cone (X) is predominantly used for Wire Braid (e.g. GSWB, TCWB), Steel Tape Armour (STA, DSTA) and Aluminum Strip Armour (ASA) but is also suitable for Single Wire Armour (SWA), Aluminum Wire Armour (AWA) and Pliable Wire Armour (PWA) if the range is outside that of the Stepped Cone (W). Grooved Cone (X) dimensions shown in the Cable Gland Selection Table below are for a double wire strand of braid Armour cables. Tapes can also be doubled over. For cables that have only a single layer of Armour such as SWA, the clamping range should be used as shown in the table below. Stepped Cone (W) is suitable for Single Wire Armour (SWA), or Aluminum Wire Armour (AWA) cables.

COMBINED ORDERING REFERENCE (*BRASS METRIC)			AVAILABLE ENTRY THREADS 'C' (ALTERNATIVE METRIC THREAD LENGTHS AVAILABLE)					CABLE BEDDING DIAMETER 'A'	OVERALL CABLE DIAMETER 'B'			ARMOUR RANGE†				ACROSS FLATS 'D'	ACROSS CORNERS 'D'	PROTRUSION LENGTH 'F'	SHROUD	CABLE GLAND WEIGHT (kg)
			STANDARD			OPTION						GROOVED CONE (X)	STEPPED CONE (W)							
SIZE	TYPE	ORDERING SUFFIX	METRIC	THREAD LENGTH (METRIC) 'E'	NPT	THREAD LENGTH (NPT) 'E'	NPT	MAX	MIN	MAX	MIN	MAX	MIN	MAX	MAX	MAX				
20S16	C2K	1RA	M20	15.0	1/2"	19.9	3/4"	8.7	6.1	13.1	0.3	1.0	0.8	1.25	24.0	26.4	65.0	PVC04	0.23	
20S	C2K	1RA	M20	15.0	1/2"	19.9	3/4"	11.7	9.5	15.9	0.3	1.0	0.8	1.25	24.0	26.4	62.0	PVC04	0.24	
20	C2K	1RA	M20	15.0	1/2"	19.9	3/4"	14.0	12.5	20.9	0.4	1.0	0.8	1.25	30.5	33.6	63.0	PVC06	0.22	
25S	C2K	1RA	M25	15.0	3/4"	20.2	1"	20.0	14.0	22.0	0.4	1.2	1.25	1.6	37.5	41.3	69.5	PVC09	0.35	
25	C2K	1RA	M25	15.0	3/4"	20.2	1"	20.0	18.2	26.2	0.4	1.2	1.25	1.6	37.5	41.3	69.5	PVC09	0.35	
32	C2K	1RA	M32	15.0	1"	25.0	1 1/4"	26.0	23.7	33.9	0.4	1.2	1.6	2.0	46.0	50.6	75.0	PVC11	0.55	
40	C2K	1RA	M40	15.0	1 1/4"	25.6	1 1/2"	32.2	27.9	40.4	0.4	1.6	1.6	2.0	55.0	60.5	75.0	PVC15	0.75	
50S	C2K	1RA	M50	15.0	1 1/2"	26.1	2"	38.2	35.2	46.7	0.4	1.6	2.0	2.5	60.0	66.0	77.0	PVC18	0.86	
50	C2K	1RA	M50	15.0	2"	26.9	2 1/2"	44.1	40.4	53.0	0.6	1.6	2.0	2.5	70.1	77.1	77.0	PVC21	1.13	
63S	C2K	1RA	M63	15.0	2"	26.9	2 1/2"	50.0	45.6	59.4	0.6	1.6	2.0	2.5	75.0	82.5	80.0	PVC23	1.35	
63	C2K	1RA	M63	15.0	2 1/2"	39.9	3"	56.0	54.6	65.8	0.6	1.6	2.0	2.5	80.0	88.0	80.0	PVC25	1.34	
75S	C2K	1RA	M75	15.0	2 1/2"	39.9	3"	62.0	59.0	72.0	0.6	1.6	2.0	2.5	90.0	99.0	87.0	PVC28	2.02	
75	C2K	1RA	M75	15.0	3"	41.5	3 1/2"	64.2	66.7	78.4	0.6	1.6	2.5	3.0	100.0	110.0	88.0	PVC30	2.48	
90	C2K	1RA	M90	24.0	3 1/2"	42.8	4"	78.6	76.2	90.3	0.8	1.6	3.15	4.0	115.0	126.5	102.0	PVC32	3.52	
100	C2K	1RA	M100	24.0	3 1/2"	42.8	4"	91.0	86.1	101.4	0.8	1.6	3.15	4.0	127.0	139.7	114.0	LSF33	4.58	
115	C2K	1RA	M115	24.0	4"	44.0	5"	98.0	101.5	110.2	0.8	1.6	3.15	4.0	133.4	146.7	114.0	LSF34	6.50	
130	C2K	1RA	M130	24.0	5"	46.8	-	115.0	110.2	123.2	0.8	1.6	3.15	4.0	152.4	167.6	114.0	LSF35	8.50	

* For material options add the following suffix to the ordering reference; Brass (no suffix required); Nickel Plated Brass '5'; 316 Grade Stainless Steel '4'; Copper Free Aluminium '1'
 For NPT options add the following digits to the material suffix; 1/2" = 31; 3/4" = 32; 1" = 33; 1 1/4" = 34; 1 1/2" = 35; 2" = 36; 2 1/2" = 37; 3" = 38; 3 1/2" = 39; 4" = 310 (Brass requires prefix '0')

Examples: 32C2K1RA534 = Nickel Plated Brass 1 1/4" NPT, 50SC2K1RA035 = Brass 1 1/2" NPT, 25C2K1RA432 = Stainless Steel 3/4" NPT, 20C2K1RA5 = Nickel Plated Brass M20

Dimensions are displayed in millimetres unless otherwise stated

Dimensions listed are for metric cable glands only. Dimensions for alternative threads may vary.